

## HOA Board President

Fred Humphrey  
fhumphrey1@verizon.net  
951-485-6815

## COMMITTEES

### ARC Chair:

Chuck Hedger  
chuck@cjhedger.com  
951-485-6729

### Communications Chair:

Darryl Householder  
darrylvh@householders.org  
951-485-3222

### Newsletter Coordinator and Advertising:

Gretchen Williams  
rgwilliams868@gmail.com  
951-924-4352

### Newsletter Editor:

Pat Roy  
proyteacher1@gmail.com  
951-323-1998

### Community Directory:

Sue Janssen  
esjanssen@verizon.net  
951-242-0959

### Facilities Chair:

Eunice Kang  
peterkang@verizon.net  
951-500-3835

### Landscape Chair:

Victoria Klaas  
enamelist@sbcglobal.com  
951-242-3660

### Social Club Chair:

JoAnn Foronjy  
grandmajo1215@verizon.net  
951-750-2303

### Community Manager: FirstService Residential

Amy Dankel@  
FSResidential.com  
951-973-7519 Direct Line

Evelyn Cabrera –  
Assistant Manager  
Evelyn.Cabrera@  
FSResidential.com  
951-973-7512 Direct Line

### Community Web Site: MountainViewHOA.org



# “THE VIEW”

## October, 2015

Dear Mountain View Homeowners:

HOA President, Fred Humphrey, was unable to attend the September Board meeting. As your Vice President, I will be summarizing the meeting on his behalf.

Unfortunately, the Architectural Committee and the Board have still not been able to come to a consensus on vinyl fencing. Since the number of requests for landscape changes has diminished, the Board is hoping there will be more time for the two groups to work out an agreement by the October meeting. The many changes in homeowner front yards to drought tolerant landscapes is admirable. The neighborhood looks well-groomed with many different designs. It's great to see and we are, no doubt, saving a great deal of water!

A few points of interest coming this month:

1. Our streets are scheduled for slurry-seal and asphalt repair. The exact dates will be announced.
2. As requested, we will not be replacing the wind screen on the tennis court. If, for some reason, a problem arises with the pool and/or the tennis court, we will address the issue at that time.
3. In an effort to reduce our printing costs, we will be purchasing our own community printer. At this time, we have not determined where it will be kept.
4. The Newsletter will have a new format beginning in October.

**Board meeting question:** What is the procedure for establishing HOA Board term-limits?

**Answer:** It may require a change in the CC&R rules. Management will research the issue and report at the October meeting.

Bill Donner  
HOA Vice President

# Mountain View HOA Board Highlights

Darryl Householder, HOA Board Member at Large

The Mountain View Homeowners Association held its Board of Directors meeting on Wed., Sep. 23, 2015

**FINANCIAL SUMMARY:**

**August 31, 2015**

Operating Income/(Loss)	\$(9,071.51)
Y-T-D Reserve Funding	\$12,813.06
Y-T-D Reserve Funding Budget	\$10,212.00
Operating Funds	\$(123.22)
Petty Cash	\$1,500.00
Reserve Funds	\$898,190.25

**REVIEWED DELINQUENCY STATUS REPORT:**

As of August 31, 2015 there is a total of \$6,364.69 in delinquent assessments. This value represents an approximate delinquency rate of 1.78%, as compared to the last delinquency rate of 1.78% for July 31, 2015.

**BOARD ACTION:**

**Committee Updates**

- Reports were given by Social, Architectural, Facility, Landscape and Communications/Newsletter committees.
- Board accepted the minutes and financial reports from some of the Committee's recent meetings and reports as presented.

**Homeowner Forum**

- A homeowner brought up a safety issue. There needs to be solar lights by the SPA to prevent an accident when walking out of the SPA area. The issue will be added to the agenda for the next board meeting.
- A homeowner stated that the ladder in the library was missing. Board approved Jain Householder to obtain a replacement.
- A homeowner asked the question: "What is the procedure for establishing HOA Board term-limits?"  
Answer: It may require a change in the CC&R rules. Management will research and report back.

**Consent Calendar:**

- Board approved Open Session minutes dated August 5, 2015 & August 26, 2015
- Board approved July 2015 Financial Statement
- Board authorized management to issue Liens to: \_\_1\_\_ accounts.

**Unfinished Business:**

- **Community Email Distribution:** Darryl Householder submitted a proposal. After discussion, the item was tabled for further review by the Board.
- **Rule Change:** Board tabled the approval of ARC rule changes until vinyl fencing rules have been established. There will be a special Open Session meeting in October to meet with ARC and finalize the vinyl fence rule changes. These will be presented at the next regular HOA meeting.
- **Wind Screening on Tennis Court:** The wind screen on the tennis courts will not be replaced at this time. If for some reason a future problem with the pool and/or the tennis court arises, the Board will re-address the issue at that time.

**New Business:**

- **Asphalt Repair and Slurry Seal Proposals:** Board approved the AMS proposal for paving at \$29,625.00. The date of actual repair will be announced at a later date.
- **Electrical Outlet Installation Proposal:** Board approved the proposals to install new outlets on both gates and remove all eleven (11) deteriorating outlets
- **Landscape Proposals:**
  1. Remove three (3) Pine trees next to the tennis court: Board deferred the decision for removal of the three (3) Pine trees until the next budget cycle.
  2. Remove campfire succulents from the front entrance island on Cactus: Board did not approve this item.
- **Annual Meeting:** The details of the Annual Meeting were discussed by the Board. This is required in an Open Session prior to the ballots being distributed to the membership. The Board appointed 3 homeowners, JoAnn Foronjy, Judy Box and Chuck Hedger as Inspectors of Election, and approved the Annual Meeting and Elections details as presented below.

Item	Resolution
Meeting Date & Time	January 27, 2016 7:00pm
Meeting Location	Mountain View Clubhouse 28855 Rainier Way Moreno Valley, CA 92555
Polls Open & Close	7:00pm - 7:00pm
Record Date	December 11, 2015
Election(s) 1-3	To be appointed by the Board
Location to receive and store candidacy statements and ballots	FirstService Residential 38625 Calistoga Drive Suite 200 Murrieta, CA 92563

- **Newsletter:** A discussion was held regarding changes to the format for the newsletter.
- **Printer for HOA Documents:** Board approved the purchase of a printer which will be used to print Association related materials at the cost of \$599.04.
- **Landscape Committee Appointment:** Board appointed Jain Householder to the Landscape Committee. Nancy Short will be an advisor to the committee.

**NEXT HOA BOARD MEETING:**

Wednesday, October 28, 2015, 6:00 pm at the clubhouse.

# Social Club Happenings

JoAnn Foronjy

Hello everyone! I'd like to take a moment to call your attention to some changes in the newsletter. There are fewer pages and most of the large event ads are gone. You will now see club meetings, Dine Out, Ladies Luncheon, Bible Study as well as event topics discussed and advertised within the Social Club Happenings column. The calendar will contain more detailed information creating a kind of "one stop" page that will contain all the event information at your fingertips. The Events page will remain the same. And, of course, when we are having a major event it will still be discussed in multiple places.

Well, not that you would know it by the high temperatures and humidity, but calendar wise, autumn is just around the corner. Soon, the days of pouring sweat and being trapped in air conditioning all day will be gone. Fall is a beautiful time. Crisp cool air and open windows! There is no denying that the weather is perhaps the most anticipated part of fall, but honestly, we think it's because we have new and fun events planned on your behalf. So, get your calendars out and make some notes. You aren't going to want to miss any of these good times!

Our Labor Day Volunteer Dinner was a huge success. We have 63 volunteers in Mountain View, individuals who help us whenever and wherever we need them.



They are there for every aspect of our community, helping to make this a wonderful place to live. From the gate signs, to the clubs and

committees, those who knit prayer shawls, the "Up and Down Crew", event volunteers, Caring Committee, library stewards, bar tenders, Board members, and all those who develop, produce and distribute the newsletter (some of these folks have been volunteering for 13 years!) They are your friends and neighbors and they deserve our thanks for all they do.

**THANK YOU!**

**Water Aerobics** has changed:  
1:00 pm – 2:00 pm Tuesday and Thursday.




In September, our official Pickleball "ball girl", Shirley DeCarlo celebrated her 90<sup>th</sup> birthday! Her neighbors held a small celebration on Shirley's driveway. She wishes to thank everyone who stopped by that evening or has gone out of their way

to wish her a happy birthday. "This is such a great place to live. I have truly wonderful neighbors. Thank you all!"

In spite of the heat and humidity, our Pickleball teams have begun playing twice a week. And, surprise...on Monday, September 14, we enjoyed playing in rain!


Dark clouds began rolling in as soon as we arrived but not to be discouraged, we played anyway. Check out the photos! You can see the storm clouds and the rain pattern on the court surface.



We are all anxiously awaiting the restriping of the court so we can enjoy two courts. That should occur this month hopefully! We continue to gain new players and a larger "let's just watch" gallery. Thanks to Kathy Bennett and her magic marker board, we are now keeping track of players and wins.

The goal is to eventually establish playing levels and hold tournaments within these levels. This is such an easy sport to learn and enjoy. No matter what your athletic ability (or not) you can play. Any of us are willing to come down early and mentor anyone who would like to learn. We have all the equipment. All you need is tennis shoes.

**NOTE: For the month of October, Pickleball will change to 5:00 pm Mondays and 7:30 am Saturdays.**



As always, I'll be seeing you around...

## Social Club Happenings (Cont.) JoAnn Foronjy

Mark your calendars....

- **Monday, October 12, 2015**  
Noon  
Ladies Luncheon  
**Olive Garden**  
Lori Humphrey (951) 485-6815  
Marilyn Dawson (951) 601-2031
- **Thursday, October 15, 2015**  
5:30 pm  
Dine Out  
**Chili's**  
Sue Sloan (951) 791-0712
- **Tuesday, October 20, 2015**  
9:00 am  
Tour and Luncheon  
**Myrtle Creek Botanical Gardens**  
Peggy Meddings (951) 924-9195
- **Friday, October 30, 2015**  
5:00 pm  
**Halloween "Spook-tacular"**  
JoAnn Foronjy (951) 750-2303

### Other dates to remember.....

(More details in the November View)

- ↪ **Saturday, December 12, 2015**  
5:00 pm  
Holiday Dinner
- ↪ **Monday, December 14, 2015**  
12:00 Noon  
Ladies' Holiday Luncheon
- ↪ **Thursday, December 31, 2015**  
6:30 pm  
Ring in the New Year Party
- ↪ **Sunday, February 7, 2016**  
Super Bowl Party  
Chili Cook-off



You are invited....

**Halloween Spook – tacular**  
**Friday, October, 30**  
**5:00 pm**  
**Clubhouse**

Hosted by the Social Club and TGIF.

\* *Please bring chips, a salad (green, potato, macaroni, slaw or pasta) or dessert to share.*

\* Hero sandwiches will be provided.

\* Bar and 50/50

\* Prizes for best and most original costumes.

\* Games and Music.

Join us for a “hauntingly” good time!

**RSVP by Friday, October 23**

Contact: *JoAnn Foronjy at 951-750-2303*

## Craft Club

Peggy Meddings

At our September meeting, Joan Williams demonstrated making jewelry with wires. These items are very different from our previous bracelets and earrings. It is very rewarding when we have something to show for our time and we are proud of these accomplishments. Thank you Joan for your expertise and patience.

We also had a display of Autumn and holiday wreaths and table decorations. We will begin making these at our October meeting. Many thanks to Sharon Shavce for adding her expertise to the display. If you are interested in creating these decorations, I would be happy to go shopping with you for supplies. Please call me if you would like help.

Grace Kim will be sharing the jewelry she makes so we can schedule a class with her.

If you still haven't finished painting your rocks or have just begun, as soon as Carol Montgomery is feeling better, she will help you finish them. I will send out an email with the date and time.

**Myrtle Creek Botanical Gardens Trip** From the moment you step onto the ground of Myrtle Creek



Botanical Gardens and Nursery, you will encounter a garden experience like no other. Under

the shade of the live oaks, wander the splendid displays of flowers, plants, gardens, and varieties of blooming color, shrubbery, and trees. Enjoy a farm fresh organic lunch made with locally grown ingredients, while relaxing on the patio of [Café Bloom](#), home of the award winning Myrtle Berry Pie! Tour the Wild Bird Sanctuary, Butterfly Gardens and historic Fallbrook Barn, home to a few lucky farm animals. Browse the Farmhouse Gift Shop filled with distinctive, artisan crafted gifts for the home and garden you will love. Check out their event calendar to learn of weekly seminars, tours, workshops and fairs.

Myrtle Creek Botanical Gardens & Nursery is open seven days a week from 9 am to 5 pm. Free admission and free parking.



**We are going again to Myrtle Creek on Tuesday, October 20 leaving here at 9:00 am. If you wish to join us, please let me know by Thursday, October 15.** I need to let them know how many will be having lunch. There is no charge for the tour, but lunches are about \$7.00. We have drivers for anyone who needs a ride. We had a great time on our last trip, so come join us!  
Contact: Peggy Meddings at 951-924-9195.

## Volunteer Dinner Event





## Letters to the Editor

Recently, the wind screens were removed from the tennis/pickleball court in order that the fence could be repainted. The Board had planned to replace those screens at an approximate cost of \$2500. After discussion with the community the decision has been made to leave the screens off, unless a problem arises that might require their replacement. We applaud the Board for their decision. We enjoy being able to look through the fence and see the putting green and swimming pool areas. And, those of us who play pickleball love the breeze that is now able to get through the fence. Thank you!

JoAnn Foronjy


My goodness everyone – that entrance at San Jacinto is a real mess! Kids running in front of our cars, parents making U-turns, terrible traffic. What are we going to do about this? A suggestion: why doesn't our Board meet with school and city officials to figure out something before a kid gets run over? Maybe we need to put a pedestrian crossing light out there that is triggered only when pedestrians are present. Something, because it's getting worse!

Kay Donner

## Needed: Newsletter Reporters



We are looking for newsletter reporters. If you are at a community event, take photos and send them to us with an explanation. We will publish the photos and give you credit. Please include the: who, what, when and where of the event. Remember, that all submissions need to be received by the 15<sup>th</sup> of each month.



## Snapshot!

Victoria and Dan Klass have been working with the **art of copper enameling** since 1995. During a trip to Hawaii they saw examples of the art and wondered



if they might pursue it as a business. Dan wanted to take up some type of hobby in metal and Victoria loved drawing. So, learning that an art guild in San Diego was giving lessons in copper enameling, they decided to attend. They bought a used kiln and began learning the process. Victoria drew the design templates and Dan hand cut the designs on 6'x8'

copper sheets. Having been primarily self taught, Victoria jokes, "we threw everything away for the first three years!"

Dan notes that the enameling process goes back to ancient Greece; that archeologists have dated pieces of jewelry to the 13<sup>th</sup> century. "Although the basics have stayed pretty much the same", he says, "over the centuries many different techniques have evolved".

Victoria develops the template designs which Dan cuts from copper sheets. Finally, the powdered

colors are applied onto the copper in a kiln at temperatures nearing 1000-1600 degrees fahrenheit. The result is a beautiful piece of glass on copper art!



Over the years, Victoria and Dan have sold their art all over the world. They have conducted business on the internet and have shown pieces in art galleries from Laguna Beach to Hawaii. At one point they were so busy

they had three employees working for the business.

These days, however, Victoria says that she and Dan produce art for fun, teaching others how to enamel and spend their days with grandchildren.

## Green Thumb Corner

Victoria Klaas

Hello fellow gardeners!

We usually begin to feel autumn weather in mid October; warm, sunny days and cool, nippy nights. This is the ideal time to plant. The exceptions to this are tropical plants (best if planted in the spring) and bare root plants (best if planted in January). Planting in cool weather encourages root growth during winter and early spring. A larger root system encourages a growth surge in the spring.

There are beautiful perennials and annuals that bloom in fall or winter. They provide marvelous color from autumn to spring reaching a crescendo in April. Cool-season annuals include Pansies, Violas, Lobelia, Calendula, Cineraria, Cyclamen, Delphinium, Dianthus, Evergreen Candytuft, flowering Cabbage and flowering Kale, Foxglove, Iceland Poppies, and Sweet Alyssum. Planted early enough, given adequate water, and fertilized lightly at the time of planting, they will begin to bloom before Christmas and continue flowering through spring. If you wait too long to plant them they will not bloom until March or April and die with the first hot days.

Consider a vegetable or herb garden. Generally speaking, plants grown for their roots or leaves will thrive during the cool season. Try lettuce, cabbage, carrots, radishes, or onions.

Divide overgrown clumps of perennials (Day Lilies, Iris, Ginger, Ornamental Asparagus and Clivia). When dividing Irises and Day Lilies, look for the natural divisions between the leaf fans. Carefully saw or pry them apart. Trim the leaves down to 4 inches and replant. Also divisible at this time are Shasta Daisies, Gazanias, Ornamental Grasses, and Fortnight Lilies. Fortnight Lilies are often mistreated by gardeners who shear the leaves causing them to become disfigured and brown. The best way to trim these plants is to dig and divide just as you would Iris or Daylilies.

Ornamental grasses are often pruned incorrectly or not pruned at all. Grasses that bloom in summer should be cut within two inches of the ground at the onset of cold weather. This will prevent the "haystack" look in summer when dead leaves are growing throughout them.

Encourage fruit trees to begin dormancy by withholding fertilizer. It is important that these plants receive a good winter rest for best fruit production and healthier trees. It is not advisable to fertilize Roses again until early spring.

Readjust sprinklers to conserve water and check rain gutters for debris that could prevent proper drainage. Consider broadcasting wildflower seeds in garden areas that are difficult to access or hard to maintain. If rain is insufficient, water the seed bed by hand. It is important that seeds not be permitted to dry out. The best mix includes annual flowers, perennials and ornamental grasses. These plants will not only add beauty but will help prevent garden erosion and unwanted weeds.

October is a wonderful outdoor month. So, get outside. Enjoy the fruits of your labor!

*"Gardening requires lots of water — most of it in the form of perspiration."* ~ Lou Erickson

## Rattle Those Pots and Pans

from the kitchen of Katie Wenke

### Almond Crusted Chicken with Sweet Potatoes and Asparagus

½ cup whole almonds, chopped fine  
½ cup Dijon mustard  
2 boneless, skinless chicken breasts  
½ pound asparagus, trimmed  
1 large sweet potato, sliced into thin circles  
Salt and pepper to taste

- \* Preheat oven to 450 degrees and line a cookie sheet with parchment paper.
- \* Chop almonds fine in a food processor.
- \* Lay a piece of parchment paper on a flat surface. Sprinkle with chopped almonds.
- \* Place pieces of chicken on a parchment lined cookie sheet.
- \* Lay asparagus next to chicken. Place sweet potatoes next to asparagus.
- \* Lightly spray chicken, asparagus and sweet potato with olive oil and sprinkle with salt and pepper.
- \* Bake for 10-13 minutes until chicken is firm to the touch and cooked through.

## September Ladies Luncheon




## September Dine Out



### Jenna Reynolds: Piano Lessons

14855 Louis Pasteur Drive  
Riverside, CA  
92508  
951-543-2823

jenna.reynolds14@gmail.com



**Beginning and Intermediate.  
Call for consultation.**

#### **Reference:**

**Jenna is the granddaughter of  
Earl and Hattie Greenhouse  
of Everest Way**

## For Sale 2 Schnauzers

**\$100 each**

“Stroud” is 8 years old.

“Alex” is 5 years old.

**Smart**

**Great Companions**

**Great Watch Dogs**

**House Trained**

**All immunizations are current**

Because of health issues I can no longer care for Stroud and Alex. I need to find them a good home.

I will sell them separately or together.

**Please call Veronica at  
(213) 570-5986**





# IT'S TIME TO PAINT YOUR HOUSE AND FENCE

(wood, metal or stucco)

We Paint Houses with High Quality Paint at the Best Price!

We Patch and Retexture Stucco Cracks in Your House

We do Fences with Paint or Weatherproofing Stain

Prices Starting at \$595.00

\*All Prices Include Labor and Materials

Complete Exterior Painting Starts at \$2,000.00

Complete Interior Painting Starts at \$2,000.00

FOR A FREE ESTIMATE CALL

EDUARDO (909) 557-7362

Exterior Painting Includes:

Washing House Before Painting

Scraping Wood as Needed

Repairing Caulking on Wood

Priming as Needed

Interior Painting


Ceilings

Walls

Baseboards, Doors and Trims, Crown Moldings, Accent Walls and More

We have 28 references in your neighborhood

# HASCO



Heating Airconditioning Service COmpany, Inc.

Lic.# 519360

3015 Durahart Street Riverside, CA 92507

***Have you had your furnace inspected this winter season?***

**Call us to schedule your winter maintenance and take 10% OFF with this AD *and* ask for your free dryer vent inspection!**

Expires 2/28/2015

## 951-682-3336



The new degree of comfort.™

***Since 1983***

**24 Hour Emergency Service Available**



# WWW.HASCOAC.COM

- Heating
- Air Conditioning
- Water Heaters
- Tankless Water Heaters
- Solar Light Tubes
- Certified Duct Testing
- Duct Sealing
- Water Saving Toilets
- Attic Insulation
- Solar Attic Ventilation
- Whole House Fans
- Electronic Air Purifiers
- Zoning Systems
- Duct Work Installation
- Rain Gutters
- And Much More!